



LWE30

SEGMENTED RIM

GENERAL PURPOSE

600 Pro



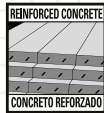
Cat® 600 Pro General Purpose turbo segmented laser welded diamond blades are designed to cut incredibly fast & accurately on a wide range of applications. The turbo design extracts the fines & debris from the cut aggressively & make a neat cutting edge. High quality diamond grit & unique bonding matrix allows the blade to cut the hardest materials whilst having a great span of application across other substrates & materials. High quality engineered blank with cooling holes keeps the blade cool in the toughest conditions.

ATTRIBUTES



- FULLY HARDENED & HEAT TREATED STEEL CORE
- VENTED COOLING HOLES FOR RAPID HEAT DISPERSION
- 2X LASER WELDED FOR SAFETY & STABILITY OF SEGMENTS
- UNIQUE TURBO ALTERNATE STANDARD SEGMENT DESIGN FOR AGGRESSIVE CUTTING ACTION
- UNIQUE V TURBO DESIGN CLEARS ABRASIVE FINES FROM THE CUT & GENERATES LESS FRICTION
- UNIQUE BOND FORMULATION & HIGH QUALITY HIGH CONCENTRATION DIAMOND GRIT
- 30 DEGREE KEYHOLE GULLET DESIGN FOR DUST EXTRACTION FROM CUT
- VERY LONG LIFE & SPEED OF CUT.

APPLICATION

★★★★	SOFT - MEDIUM AGGREGATE CONCRETE (GRANITE - LIMESTONE), TERRACOTTA, CLASS B ENGINEERING BRICK 75N/MM², LIMESTONE AGGREGATE CONCRETE, LIGHTLY REINFORCED CONCRETE, CONCRETE PAVIOURS - KERBS - SLABS, CONCRETE ROOF TILES - PIPES, MEDIUM FACING BRICK, SOFT FACING BRICKS, CONCRETE BLOCKS OVER 15N/MM², HARD SANDSTONE (FINE GRIT), MEDIUM SANDSTONE (MEDIUM GRIT), PLASTER - GROUT.
★★★	HARD TO MEDIUM AGGREGATE CONCRETE (CHERT - TRAP ROCK - RIVER GRAVEL), MEDIUM AGGREGATE CONCRETE (TRAPROCK - QUARTZ), BASALT, HARD LIMESTONE, HARD FACING BRICK, HARD SLATE, SOFT SLATE, CONCRETE SCREED.
★★	GRANITE, QUARTZITE, CLASS A ENGINEERING BRICK 125 N/MM²; REFRACTORY BRICK, CLAY PIPE - ROOF TILES, CLAY PAVIOURS, TRAVERTINE, PORPHYRY, SOFT SANDSTONE (COARSE GRIT), MORTAR (HARD), MORTAR (ABRASIVE), ASPHALT OVER CONCRETE, CONCRETE BLOCK UNDER 15N/MM², THERMAL BLOCK 7 N/MM², LIGNACITE BLOCKS.
★	HEAVILY STEEL REINFORCED CONCRETE, CRITICALLY HARD AGGREGATE CONCRETE (FLINT, CHERT), ASPHALT, GREEN CONCRETE UNIVERSAL, GREEN CONCRETE WITH VERY HARD AGGREGATE, GREEN CONCRETE WITH MEDIUM HARD AGGREGATE, GREEN CONCRETE WITH MEDIUM SOFT AGGREGATE, LAVA ROCK, PUMICE.



DRY CUTTING



WET CUTTING



PRODUCT		DIAMETER		SEGMENT HEIGHT		SEGMENT WIDTH		MAIN ARBOR - BORE		REDUCING RINGS INCLUDED		MACHINES USED
PART NO	CODE NO	MM	INCH	MM	INCH	MM	INCH	MM	INCH	MM	INCH	
DA33015	LWE30115	115	4 1/2	12	0.472	2.2	0.087	22.23	7/8	N/A	N/A	
DA33016	LWE30125	125	5	12	0.472	2.2	0.087	22.23	7/8	N/A	N/A	
DA33017	LWE30180	180	7	12	0.472	2.4	0.094	22.23	7/8	N/A	N/A	
DA33018	LWE30230	230	9	12	0.472	2.5	0.098	22.23	7/8	N/A	N/A	
DA33019	LWE30300	300	12	12	0.472	3	0.118	25.4+P	1+P	25.4 - 20	1 - 20mm	
DA33020	LWE30350	350	14	12	0.472	3.2	0.126	25.4 + P	1 + P	25.4 - 20	1 - 20mm	
DA33021	LWE30400	410	16	12	0.472	3.4	0.134	25.4 + P	1 + P	25.4 - 20	1 - 20mm	
DA33022	LWE30450	450	18	12	0.472	3.6	0.142	25.4 + P	1 + P	N/A	N/A	



WARNING: This product can expose you to "Nickel" which is known to the State of California to cause cancer & birth defects.
ADVERTENCIA: Este producto puede exponerlo a un "Níquel" que el Estado de California sabe que causa cáncer y defectos de nacimiento.
AVERTISSEMENT: ce produit peut vous exposer à un "Nickel" connu de l'État de Californie pour provoquer le cancer et des malformations congénitales. www.P6Warnings.ca.gov



©2023 Caterpillar. All Rights Reserved. CAT, CATERPILLAR, LET'S DO THE WORK, their respective logos, "Caterpillar Corporate Yellow", the "Power Edge" & Cat "Modern Hex" trade dress as well as corporate & product identity used herein, are trademarks of Caterpillar & may not be used without permission. C6 DIAMOND LLC, a licensee of Caterpillar Inc.

SILICA DUST: Workers who are exposed to respirable crystalline silica dust are at increased risk of developing serious silica-related diseases. It is necessary to use saws & other machinery that is equipped with an integrated water delivery system that continuously feeds water to the blade. Operate & maintain all tools in accordance with manufacturer's instructions to minimize dust emissions & always wear the correct ventilator. For more info visit: www.osha.gov/sites/default/files/publications/OSHA3681.pdf